

## Purchasing a Permit using e-Permits

To follow are a number of quick tips to help you navigate our ePermitting software to apply for a Mechanical, Plumbing or Electrical Permits. Please send any feedback that you may have to the Permit Center at [permitcenter@cityofvancouver.us](mailto:permitcenter@cityofvancouver.us) or contact Permit Center staff at 360-487-7802.

**In order to access the City of Vancouver's e-Permits system a user account must be set up for you.**

Please complete the ePermit account request form online at:

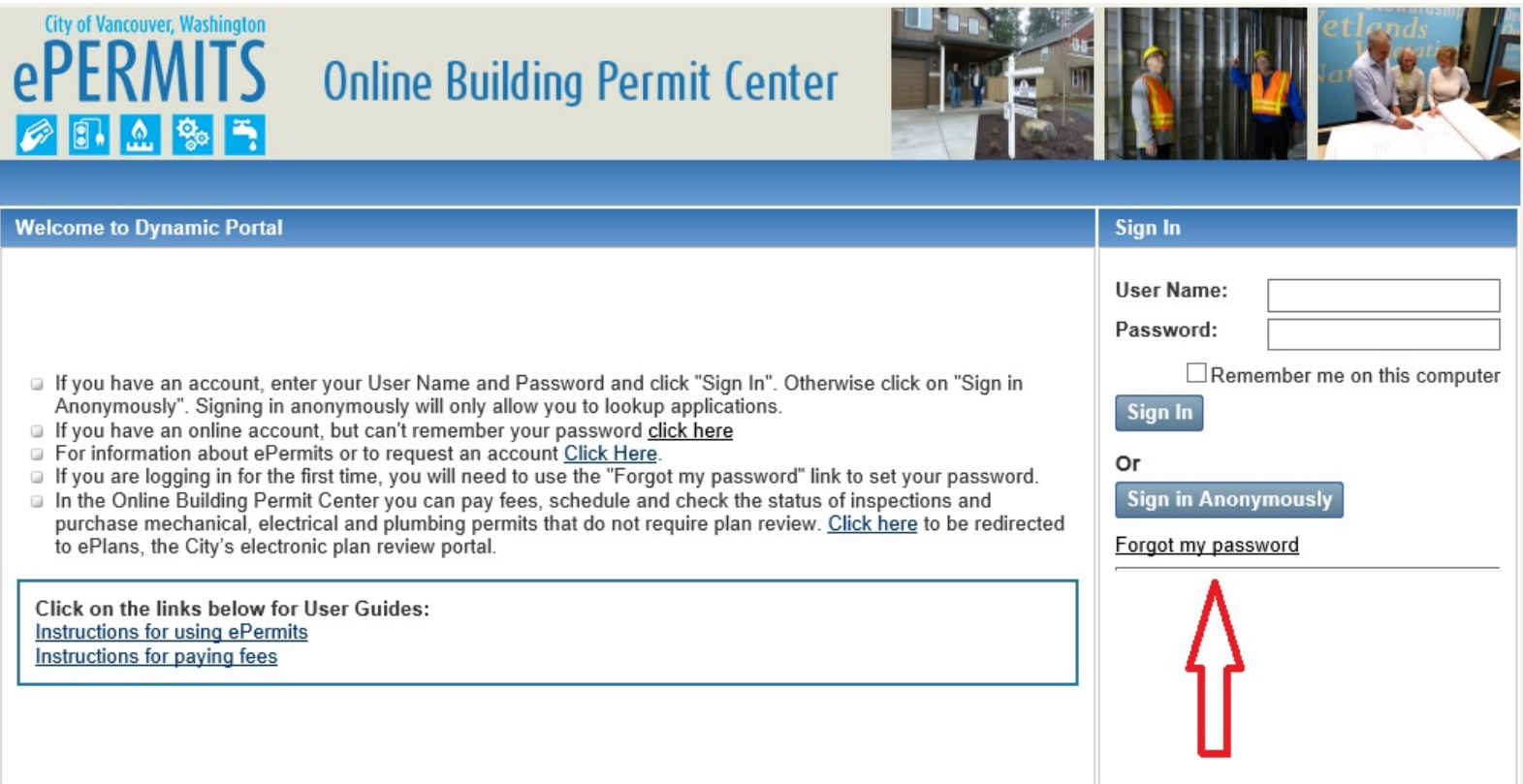
<https://www.cityofvancouver.us/ced/webform/epermits-account-request-form>

### To Login:

After you have submitted an enrollment form and have received back your login information, *before your 1<sup>st</sup> attempt to login you will need to **change your password***. Follow the directions below to do so. If you do not do this you will not be able to login.

Click on the link next to [Forgot my password?](#)

Follow the prompts to change your password and then sign in with your new password.



City of Vancouver, Washington  
**ePERMITS** Online Building Permit Center

Welcome to Dynamic Portal

- ❑ If you have an account, enter your User Name and Password and click "Sign In". Otherwise click on "Sign in Anonymously". Signing in anonymously will only allow you to lookup applications.
- ❑ If you have an online account, but can't remember your password [click here](#)
- ❑ For information about ePermits or to request an account [Click Here](#).
- ❑ If you are logging in for the first time, you will need to use the "Forgot my password" link to set your password.
- ❑ In the Online Building Permit Center you can pay fees, schedule and check the status of inspections and purchase mechanical, electrical and plumbing permits that do not require plan review. [Click here](#) to be redirected to ePlans, the City's electronic plan review portal.

Click on the links below for User Guides:  
[Instructions for using ePermits](#)  
[Instructions for paying fees](#)

Sign In

User Name:

Password:

Remember me on this computer

[Sign In](#)

Or

[Sign in Anonymously](#)

[Forgot my password](#)

© Copyright 2020. Infor. All rights reserved.



### Portal Home

#### Applications

- [Building Application](#)
- [Planning Application](#)
- [Use Application](#)
- [Project Application](#)

#### Pay Fees

- [My Building Fees](#)
- [My Planning Fees](#)
- [My Use Fees](#)
- [My Project Fees](#)

#### Inspections

- [Lookup/Schedule Inspections](#)

### Look Up



Lookup your Building Permit, Planning, Use or Project applications to schedule an inspection, check the status and view details. Or search for other applications by application numbers, applicant name or address/parcel ID.

- [Building Permit](#)
- [Planning](#)
- [Use Permit](#)
- [Project](#)

### Apply



To apply for a Building Permit or Planning application you will need to provide information such as the type of application, site location, and specific details regarding your application. Once your application is successfully submitted and received you will receive a confirmation.

- [Apply for a Building Permit](#)



### Pay Fees



Pay fees for your Building Permit or Planning Application. Online payments can be made with Visa or Mastercard.

- [Lookup My Building Permits to be Paid](#)
- [Lookup My Planning Applications to be Paid](#)

**Click on Apply for a Building Permit**

Choose the Applicant Type by clicking on the circle next to the appropriate type:

City of Vancouver, Washington  
**ePERMITS** Online Building Permit Center

0 items in My Cart \$0.00 Check Out Sign Out

**CDR Home**  
**Building Home**  
Apply  
My Saved Applications  
Apply  
Permits  
My Permits  
Reviews  
My Reviews  
Inspections  
Lookup/Schedule Inspections  
Fees  
My Fees  
Lookup Permit  
Permit Number  
Applicant  
Address

**New Application for LINDA FREEMAN**

Applicant Information	Additional Contacts	Permit Type	Address Location	Job Description	Details	Attachments	Application Confirmation
-----------------------	---------------------	-------------	------------------	-----------------	---------	-------------	--------------------------

**Applicant Information**

PLEASE NOTE:  
**You will not be able to submit online if:**  
\* Contractor's license is expired  
\* Adding or altering HVAC units in a commercial/industrial building  
\* Purchasing a permit for medical gas systems  
**Your Application will be submitted for review if:**  
\* Purchasing a Permit of Record  
\* Applying as a home owner

Select the applicant  
 Click "Next"

**Applicant Type**

I am the property owner completing this work.  
 The contractor will complete this work. (Please check your Expiration Date)

Cancel Next

© Copyright 2020. Infor. All rights reserved.

Click Next



**CDR Home**

**Building Home**

**Apply**

My Saved Applications

Apply

**Permits**

My Permits

**Reviews**

My Reviews

**Inspections**

Lookup/Schedule Inspections

**Fees**

My Fees

**Lookup Permit**

Permit Number

Applicant

Address

**New Application for LINDA FREEMAN**

Applicant Information	Additional Contacts	Permit Type	Address Location	Job Description	Details	Attachments	Application Confirmation
-----------------------	---------------------	-------------	------------------	-----------------	---------	-------------	--------------------------

**Additional Contacts**

If you do not wish to add additional contacts, click "Next" to proceed to next step.  
To add additional contacts to this permit:

**ADDITIONAL CONTACTS ARE NOT REQUIRED AT THIS TIME.**

Cancel Previous **Next**



**Click next to bypass this page as Additional Contact is not available in this version.**



[CDR Home](#)

[Building Home](#)

**Apply**

- [My Saved Applications](#)
- [Apply](#)

**Permits**

- [My Permits](#)

**Reviews**

- [My Reviews](#)

**Inspections**

- [Lookup/Schedule Inspections](#)

**Fees**

- [My Fees](#)

**Lookup Permit**

- [Permit Number](#)
- [Applicant](#)
- [Address](#)

New Application for LINDA FREEMAN

<i>Applicant Information</i>	<i>Additional Contacts</i>	<i>Permit Type</i>	<i>Address Location</i>	<i>Job Description</i>	<i>Details</i>	<i>Attachments</i>	<i>Application Confirmation</i>
------------------------------	----------------------------	--------------------	-------------------------	------------------------	----------------	--------------------	---------------------------------

**Permit Type**

- Please select the permit type
- Click "Next"

Permit Type: \*  
-- Select One --



[Cancel](#) [Previous](#) [Next](#)

**Click on the Arrow next to Permit Type: Currently the only option available is MECH PLUMB ELEC PERMIT. Mechanical, Plumbing and Electrical permits have been combined into one permit type, the MPE Permit.**



0 items in My Cart \$0.00

Check Out

Sign Out

**CDR Home**

**Building Home**

**Apply**

- [My Saved Applications](#)
- [Apply](#)

**Permits**

- [My Permits](#)

**Reviews**

- [My Reviews](#)

**Inspections**

- [Lookup/Schedule Inspections](#)

**Fees**

- [My Fees](#)

**Lookup Permit**

- [Permit Number](#)
- [Applicant](#)
- [Address](#)

**New Application for LINDA FREEMAN**

<i>Applicant Information</i>	<i>Additional Contacts</i>	<i>Permit Type</i>	<b><i>Address Location</i></b>	<i>Job Description</i>	<i>Details</i>	<i>Attachments</i>	<i>Application Confirmation</i>
------------------------------	----------------------------	--------------------	--------------------------------	------------------------	----------------	--------------------	---------------------------------

**Permit Location**

**Address Search:** Search application address

- Enter the Address  
Example: Entering Street Name & select Suffix "Main St" will result in a list of all addresses available for "Main St"
- Select the correct location by clicking on the appropriate address
- If you do not see the correct location, make changes to your search and try again
- Click "Search"

Number	Dir	Street Name*	Suffix	Unit/Apt.
415	--	6%	--	

City:  State:  Zip:

**Enter your street number and your street name followed by the %. This system uses the % as a wildcard. Because addresses can be entered many different ways, using the wildcard along with the number and street name will return you the address(s) you are looking for. CLICK SEARCH**

**If you cannot find the address you are looking for, verify that the property/address you are looking for is within the City of Vancouver's jurisdiction: <http://gis.clark.wa.gov/applications/gishome/property/index.cfm>**



[CDR Home](#)

[Building Home](#)

**Apply**

- [My Saved Applications](#)
- [Apply](#)

**Permits**

- [My Permits](#)

**Reviews**

- [My Reviews](#)

**Inspections**

- [Lookup/Schedule Inspections](#)

**Fees**

- [My Fees](#)

**Lookup Permit**

- [Permit Number](#)
- [Applicant](#)
- [Address](#)

New Application for LINDA FREEMAN

Applicant Information	Additional Contacts	Permit Type	Address Location	Job Description	Details	Attachments	Application Confirmation
-----------------------	---------------------	-------------	------------------	-----------------	---------	-------------	--------------------------

Permit Location

Address Search: Search application address

- Enter the Address  
Example: Entering Street Name & select Suffix "Main St" will result in a list of all addresses available for "Main St"
- Select the correct location by clicking on the appropriate address
- If you do not see the correct location, make changes to your search and try again
- Click "Search"

Number	Dir	Street Name*	Suffix	Unit/Apt.
<input type="text" value="415"/>	-- <input type="button" value="v"/>	<input type="text" value="6%"/>	-- <input type="button" value="v"/>	<input type="text"/>
City	State	Zip		
<input type="text"/>	Washington <input type="button" value="v"/>	<input type="text"/>		

42 Matches Found

Street #	Dir	Street Name	Suffix	Apt	City	State	Zip
415	W	6TH	ST	501	VANCOUVER	WA	98660
415	W	6TH	ST	515	VANCOUVER	WA	98660
415	W	6TH	ST	502	VANCOUVER	WA	98660
415	W	6TH	ST	504	VANCOUVER	WA	98660
415	W	6TH	ST	506	VANCOUVER	WA	98660

1 2 3 4 5 ...



- If you see the correct address, double click to select.
- If you do not see the correct address, you can click through the page numbers in the bottom right corner. You will see the numbers in blue with the page you are currently on being displayed in white.
- Scroll through the pages and find the correct address then double click to select.



**CDR Home**

**Building Home**

**Apply**

- My Saved Applications
- Apply

**Permits**

- My Permits

**Reviews**

- My Reviews

**Inspections**

- Lookup/Schedule Inspections

**Fees**

- My Fees

**Lookup Permit**

- Permit Number
- Applicant
- Address

**New Application for LINDA FREEMAN**

Applicant Information	Additional Contacts	Permit Type	Address Location	Job Description	Details	Attachments	Application Confirmation
-----------------------	---------------------	-------------	------------------	-----------------	---------	-------------	--------------------------

**Job Description**

- Select the work type
- Select the occupancy type
- Enter the Declared valuation
- Enter the Building Area in (square footage)
- Enter the Description of the proposed job
- Click "Next"

**Work Type\***

**Occupancy Type\***

**Declared Valuation\***

**Building Area\***   
(square footage)

**Description of the construction/proposed job\***

- **Select Work Type (Mechanical, Electrical, Plumbing or Permit of Record)**
- **Select the Occupancy type (Commercial or Residential)**
- **Enter the Declared Valuation (this does not affect your fees however, it is required by the system)**
- **Enter Building Area (this does not affect your fees however, it is required by the system)**
- **Enter a brief description of work in the "Description of the construction/proposed job\*" field**
  - Include tenant name or suite number for Commercial Work
  - Include the Contractor's Permit Number if applying for a Permit of Record.
  - Include a brief description of what type of work will be done.
- **Click Next**

On the next 4 pages you will find instructions on how to apply for each of the 4 permit types allowed through ePermits. Please fill in all the appropriate fields for the type of work you are applying for.





- [CDR Home](#)
- [Building Home](#)
- Apply**
  - [My Saved Applications](#)
  - [Apply](#)
- Permits**
  - [My Permits](#)
- Reviews**
  - [My Reviews](#)
- Inspections**
  - [Lookup/Schedule Inspections](#)
- Fees**
  - [My Fees](#)
- Lookup Permit**
  - [Permit Number](#)
  - [Applicant](#)
  - [Address](#)

**New Application for LINDA FREEMAN**

<i>Applicant Information</i>	<i>Additional Contacts</i>	<i>Permit Type</i>	<i>Address Location</i>	<i>Job Description</i>	<b>Details</b>	<i>Attachments</i>	<i>Application Confirmation</i>
------------------------------	----------------------------	--------------------	-------------------------	------------------------	----------------	--------------------	---------------------------------

**Application Details**

- Enter in the details.
- Click "Next"

**Electrical Information**

Over 600 Volts

Lighting Alteration No

Work Scope \*

Alteration

**Mobile Home**

Mobile Home Service OR Feeder

Mobile Home Service AND Feeder

Quantity  Count of Mobile Changes

**Scope of Work**

Description of Work	Quantity
<span style="border: 1px solid black; padding: 2px;">Altered Service</span>	<span style="border: 1px solid black; padding: 2px;">1</span>
Electrical Amps	Electrical Sq Ft
<span style="border: 1px solid black; padding: 2px;">0-100 Amps</span>	<span style="border: 1px solid black; padding: 2px;">500</span> <input style="width: 15px;" type="text"/>

[Add](#)

Work Description	Quantity	Amperage	Sq Ft	
ALTER	1	0-100	500	<a href="#">CANCEL</a>

[Cancel](#) [Previous](#) [Next](#) [Save For Later](#)

- **Over 600 Volts – Check box if Yes**
- **Lighting Alteration – Yes/No**
- **Work Scope:**
  - **Alteraton**
  - **Annual Permit**
  - **New**
  - **Permit of Record**

- Replacement Like in Kind
- Mobile Home – If this Electrical permit is for a Mobile Home and it is not a new mobile home placement, check either Mobile Home Service and Feeder or Mobile Home Service or feeder and then enter the Quantity.
- Scope of Work
  - Description of Work | Select an item from the list that describes the type of work you will be doing
  - Quantity
- Electrical AMPs are required for Altered Service, Additional Feeders, Temporary Service or New Service.
- Electrical SQ. FT. is required for Low Voltage/Telecommunications Only
- CLICK ADD – By clicking add you are adding your choices entered above into the grid. *This action is required in order to calculate your permit fees. If you do not click add, your permit will not be complete and you will be asked to go back and enter a Scope of Work.*

Repeat the steps above for each item you are permitting.

- Click Next – Go to page 17 to continue with your Electrical Permit



0 items in My Cart \$0.00

Check Out

Sign Out

[CDR Home](#)

[Building Home](#)

[Apply](#)

- [My Saved Applications](#)
- [Apply](#)

[Permits](#)

- [My Permits](#)

[Reviews](#)

- [My Reviews](#)

[Inspections](#)

- [Lookup/Schedule Inspections](#)

[Fees](#)

- [My Fees](#)

[Lookup Permit](#)

- [Permit Number](#)
- [Applicant](#)
- [Address](#)

New Application for LINDA FREEMAN

Applicant Information	Additional Contacts	Permit Type	Address Location	Job Description	Details	Attachments	Application Confirmation
-----------------------	---------------------	-------------	------------------	-----------------	---------	-------------	--------------------------

Job Description

- Select the work type
- Select the occupancy type
- Enter the Declared valuation
- Enter the Building Area in (square footage)
- Enter the Description of the proposed job
- Click "Next"

Work Type\*

Occupancy Type\*

Declared Valuation\*

Building Area\*   
(square footage)

Description of the construction/proposed job\*

Cancel Previous Next



Save for Later

- **Select Work Type (Mechanical, Electrical, Plumbing or Permit of Record)**
- **Select the Occupancy type (Commercial or Residential)**
- **Enter the Declared Valuation (this does not affect your fees however, it is required by the system)**
- **Enter Building Area (this does not affect your fees however, it is required by the system)**
- **Enter a brief description of work in the "Description of the construction/proposed job\*" field**
  - Include tenant name or suite number for Commercial Work
  - Include the Contractor's Permit Number if applying for a Permit of Record.
  - Include a brief description of what type of work will be done.
- **Click Next**

You will be notified that only a Contractor with an Electrical Contractor's License can apply for an Electrical Permit of Record:

City of Vancouver, Washington  
**ePERMITS** Online Building Permit Center

0 items in My Cart \$0.00 Check Out Sign Out

**CDR Home**

- Building Home**
- Apply**
  - My Saved Applications
  - Apply
- Permits**
  - My Permits
- Reviews**
  - My Reviews
- Inspections**
  - Lookup/Schedule Inspections
- Fees**
  - My Fees
- Lookup Permit**
  - Permit Number
  - Applicant
  - Address

**New Application for LINDA FREEMAN**

Applicant Information	Additional Contacts	Permit Type	Address Location	Job Description	Details	Attachments	Application Confirmation
-----------------------	---------------------	-------------	------------------	-----------------	---------	-------------	--------------------------

**Application Details**

- Enter in the details.
- Click "Next"

**Application Information**

Work Scope

Permit of Record

Only a licensed contact with an Electrical Contractor's License can apply for an Electrical Permit of Record

Cancel Previous **Next** Save For Later

© Copyright 2020. Infor. All rights reserved.

The Electrical Contractor's License will be verified by staff when the Permit of Record is submitted. There will be a 1 day hold placed on all Permits of Records. Once the Contractor License has been verified by staff, the fees will be added to the permit and you can then pay the fee and receive your permit.

Click Next – Go to page 17 to continue with your Permit of Record



[CDR Home](#)

[Building Home](#)

[Apply](#)

- [My Saved Applications](#)
- [Apply](#)

[Permits](#)

- [My Permits](#)

[Reviews](#)

- [My Reviews](#)

[Inspections](#)

- [Lookup/Schedule Inspections](#)

[Fees](#)

- [My Fees](#)

[Lookup Permit](#)

- [Permit Number](#)
- [Applicant](#)
- [Address](#)

New Application for LINDA FREEMAN

<a href="#">Applicant Information</a>	<a href="#">Additional Contacts</a>	<a href="#">Permit Type</a>	<a href="#">Address Location</a>	<a href="#">Job Description</a>	<a href="#">Details</a>	<a href="#">Attachments</a>	<a href="#">Application Confirmation</a>
---------------------------------------	-------------------------------------	-----------------------------	----------------------------------	---------------------------------	-------------------------	-----------------------------	--

Job Description

- Select the work type
- Select the occupancy type
- Enter the Declared valuation
- Enter the Building Area in (square footage)
- Enter the Description of the proposed job
- Click "Next"

Work Type\*

Occupancy Type\*

Declared Valuation\*

Building Area\*   
(square footage)

Description of the construction/proposed job\*

Cancel

Previous

Next



Save for Later

- **Select Work Type (Mechanical, Electrical, Plumbing or Permit of Record)**
- **Select the Occupancy type (Commercial or Residential)**
- **Enter the Declared Valuation (this does not affect your fees however, it is required by the system)**
- **Enter Building Area (this does not affect your fees however, it is required by the system)**
- **Enter a brief description of work in the "Description of the construction/proposed job\*" field**
  - Include tenant name or suite number for Commercial Work
  - Include the Contractor's Permit Number if applying for a Permit of Record.
  - Include a brief description of what type of work will be done.
- **Click Next**



[CDR Home](#)

[Building Home](#)

**Apply**

- [My Saved Applications](#)
- [Apply](#)

**Permits**

- [My Permits](#)

**Reviews**

- [My Reviews](#)

**Inspections**

- [Lookup/Schedule Inspections](#)

**Fees**

- [My Fees](#)

**Lookup Permit**

- [Permit Number](#)
- [Applicant](#)
- [Address](#)

New Application for LINDA FREEMAN

Applicant Information	Additional Contacts	Permit Type	Address Location	Job Description	Details	Attachments	Application Confirmation
-----------------------	---------------------	-------------	------------------	-----------------	---------	-------------	--------------------------

**Application Details**

- Enter in the details.
- Click "Next"

**Mechanical Information**

Add/Alter HVAC Units No

Energy Source ELECTRIC

Rooftop Unit No

Rooftop Installation Type --Select One--

Work Scope \* Alteration

**Scope of Work**

Description of Work	Quantity
Duct Work <input type="button" value="v"/>	1 <input type="button" value="x"/>

Work Description	Quantity	
HCDUCTWORK	1	<input type="button" value="CANCEL"/>

- **Add or Alter HVAC Units – Yes or No**
- **Energy Source – This field is required so the appropriate inspections are available on the permit**
- **Rooftop Unit – Yes or No – This field will determine if Plan Review is required.**
- **Rooftop Installation Type**
  - New
  - Over 400 lbs
  - Relocate Existing Unit
  - Replacement Like in Kind
- **Work Scope**
  - New
  - Alteration
  - Replacement Like in Kind
  - Annual Permit (this scope of work is not allowed on-line)
- **Select an Item from the Description of Work Picklist and then enter the quantity**
- **Click Add**

Repeat these steps for each item you are permitting, when you are done adding items click Next  
 Go to Page 17 to continue with your Mechanical Permit

# \*\*\*PLUMBING PERMIT\*\*\*

City of Vancouver, Washington  
**ePERMITS** Online Building Permit Center

0 items in My Cart \$0.00 [Check Out](#) [Sign Out](#)

[CDR Home](#)  
[Building Home](#)  
**Apply**  
[My Saved Applications](#)  
[Apply](#)  
**Permits**  
[My Permits](#)  
**Reviews**  
[My Reviews](#)  
**Inspections**  
[Lookup/Schedule Inspections](#)  
**Fees**  
[My Fees](#)  
**Lookup Permit**  
[Permit Number](#)  
[Applicant](#)  
[Address](#)

**New Application for LINDA FREEMAN**

Applicant Information	Additional Contacts	Permit Type	Address Location	Job Description	Details	Attachments	Application Confirmation
-----------------------	---------------------	-------------	------------------	-----------------	---------	-------------	--------------------------

**Job Description**

- Select the work type
- Select the occupancy type
- Enter the Declared valuation
- Enter the Building Area in (square footage)
- Enter the Description of the proposed job
- Click "Next"

**Work Type\***

**Occupancy Type\***

**Declared Valuation\***

**Building Area\***   
(square footage)

**Description of the construction/proposed job\***

[Cancel](#) [Previous](#) [Next](#) [Save for Later](#)

© Copyright 2020. Infor. All rights reserved.

- **Select Work Type (Mechanical, Electrical, Plumbing or Permit of Record)**
- **Select the Occupancy type (Commercial or Residential)**
- **Enter the Declared Valuation (this does not affect your fees however, it is required by the system)**
- **Enter Building Area (this does not affect your fees however, it is required by the system)**
- **Enter a brief description of work in the "Description of the construction/proposed job\*" field**
  - Include tenant name or suite number for Commercial Work
  - Include the Contractor's Permit Number if applying for a Permit of Record.
  - Include a brief description of what type of work will be done.
- **Click Next**



[CDR Home](#)

[Building Home](#)

**Apply**

- [My Saved Applications](#)
- [Apply](#)

**Permits**

- [My Permits](#)

**Reviews**

- [My Reviews](#)

**Inspections**

- [Lookup/Schedule Inspections](#)

**Fees**

- [My Fees](#)

**Lookup Permit**

- [Permit Number](#)

[Applicant](#)

[Address](#)

**New Application for LINDA FREEMAN**

<a href="#">Applicant Information</a>	<a href="#">Additional Contacts</a>	<a href="#">Permit Type</a>	<a href="#">Address Location</a>	<a href="#">Job Description</a>	<b>Details</b>	<a href="#">Attachments</a>	<a href="#">Application Confirmation</a>
---------------------------------------	-------------------------------------	-----------------------------	----------------------------------	---------------------------------	----------------	-----------------------------	--

**Application Details**

- Enter in the details.
- Click "Next"

**Plumbing Information**

Work Scope \* Alteration

Add the Description of Work to be performed

DESCRIPTION OF WORK	QUANTITY
Dishwasher	1 <input type="text"/>

Work Description	Quantity	
FXDWASH	1	0 <input type="button" value="CANCEL"/>

Medical Gas Systems No

Backflow Prevention Type --Select One--

- **Work Scope**
  - Alteration
  - Annual Permit (this scope of work is not allowed on-line)
  - New
  - Permit of Record (this scope of work is allowed when permit type = Electrical)
  - Replacement Like in Kind
- Select an Item from the Description of Work Picklist and then enter the quantity
- Click Add
- Medical Gas Systems – Yes or No
- Backflow Prevention Type (Only required if work pertains to backflow prevention)

Repeat these steps for each item you are permitting, when you are done adding items

- Click Next

Go to Page 17 to continue with your Plumbing Permit





0 items in My Cart \$0.00

Check Out

Sign Out

[CDR Home](#)

**Building Home**

**Apply**

- [My Saved Applications](#)
- [Apply](#)

**Permits**

- [My Permits](#)

**Reviews**

- [My Reviews](#)

**Inspections**

- [Lookup/Schedule Inspections](#)

**Fees**

- [My Fees](#)

**Lookup Permit**

- [Permit Number](#)
- [Applicant](#)
- [Address](#)

New Application for LINDA FREEMAN

<i>Applicant Information</i>	<i>Additional Contacts</i>	<i>Permit Type</i>	<i>Address Location</i>	<i>Job Description</i>	<i>Details</i>	<i>Attachments</i>	<i>Application Confirmation</i>
------------------------------	----------------------------	--------------------	-------------------------	------------------------	----------------	--------------------	---------------------------------

Attachments

**NOTE: NO ATTACHMENT IS REQUIRED FOR THIS APPLICATION.**

Cancel

Previous

Next



Click Next to Bypass this page. The system does not allow documents to be uploaded at this time.



0 items in My Cart \$0.00

Check Out

Sign Out

[CDR Home](#)

[Building Home](#)

**Apply**

- [My Saved Applications](#)
- [Apply](#)

**Permits**

- [My Permits](#)

**Reviews**

- [My Reviews](#)

**Inspections**

[Lookup/Schedule Inspections](#)

**Fees**

- [My Fees](#)

**Lookup Permit**

- [Permit Number](#)
- [Applicant](#)
- [Address](#)

## New Application for LINDA FREEMAN

<a href="#">Applicant Information</a>	<a href="#">Additional Contacts</a>	<a href="#">Permit Type</a>	<a href="#">Address Location</a>	<a href="#">Job Description</a>	<a href="#">Details</a>	<a href="#">Attachments</a>	<a href="#">Application Confirmation</a>
---------------------------------------	-------------------------------------	-----------------------------	----------------------------------	---------------------------------	-------------------------	-----------------------------	--

### Permit Information Confirmation

#### To submit your application:

- Confirm the permit information is correct.  
If changes need to be made click the appropriate "Edit" button.
- Click the "Apply/Save" button to submit your permit.

#### Permit Information To Be Submitted

	Permit Type:	Mech Plumb Elec Permit
<a href="#">Edit</a>	Applicant Type:	Contractor
	Contractor Name:	LINDA FREEMAN
<a href="#">Edit</a>	No contact added.	
<a href="#">Edit</a>	Site Location:	415 W 6TH ST 501 VANCOUVER WA 98660
<a href="#">Edit</a>	Occupancy Type:	Commercial/Industrial
	Work Type:	Plumbing
	Declared Valuation:	\$5,000.00
	Building Area:	15000
	Description:	Plumbing permit for...
<a href="#">Edit</a>	Detail page information.	
<a href="#">Edit</a>	No attachment uploaded.	

Cancel

Previous

Apply



Save For Later

**Review your application information shown on this page. If you need to change any of the information, use the previous button, if there are no changes and you are ready to proceed click the **Apply** button.**

**If you do not want to submit this application at this time, you can also save this application for later by clicking on the **Save For Later** button.**



0 items in My Cart \$0.00

[Check Out](#)

[Sign Out](#)

[CDR Home](#)

[Building Home](#)

**Apply**

- [My Saved Applications](#)
- [Apply](#)

**Permits**

- [My Permits](#)

**Reviews**

- [My Reviews](#)

**Inspections**

- [Lookup/Schedule Inspections](#)

**Fees**

- [My Fees](#)

**Lookup Permit**

- [Permit Number](#)
- [Applicant](#)
- [Address](#)

New Application for LINDA FREEMAN

**Application Status**

You have successfully submitted a(n) Mech Plumb Elec Permit application. In order to complete this process, you will need to pay the required fee in application fee table below. You may wish to check the information on your application is correct by selecting the View or Edit key prior to paying. Once your application has been paid, you will not be able to edit your application.

Permit Type: Mech Plumb Elec Permit  
 Permit Number: MPE-280010  
 Site Location: 415 W 6TH ST 501 VANCOUVER WA 98660  
 Primary Applicant: LINDA FREEMAN  
 Issue Date:  
 Fees: \$73.00  
 Declared Value: \$5,000.00  
 Legal Occupancy: Commercial/Industrial  
 Description of Work: Plumbing permit for...  
 Milestone: Pre-Issue

**Application Checkstatus**

All Fees must be paid.	Pending
Bounced check(s) must be cleared.	Successful
Contractor License required.	Successful
All Pre-Issue Conditions must be Met.	Successful

**Application Fees**

Description	Fee Amount	Action
Plumbing Permit	\$73.00	<a href="#">Add to Cart</a>

[View](#) | [Clone](#)

- **Application Status Page**
  - This page will display your permit information as well as the fee amount due
  - Click on [Add to Cart](#)



1 items in My Cart \$73.00

[Check Out](#)

[Sign Out](#)

[CDR Home](#)

[Building Home](#)

**Apply**

- [My Saved Applications](#)
- [Apply](#)

**Permits**

- [My Permits](#)

**Reviews**

- [My Reviews](#)

**Inspections**

- [Lookup/Schedule Inspections](#)

**Fees**

- [My Fees](#)

**Lookup Permit**

- [Permit Number](#)
- [Applicant](#)
- [Address](#)

New Application for LINDA FREEMAN

**Application Status**

You have successfully submitted a(n) Mech Plumb Elec Permit application. In order to complete this process, you will need to pay the required fee in application fee table below. You may wish to check the information on your application is correct by selecting the View or Edit key prior to paying. Once your application has been paid, you will not be able to edit your application.

**Permit Type:** Mech Plumb Elec Permit  
**Permit Number:** MPE-280010  
**Site Location:** 415 W 6TH ST 501 VANCOUVER WA 98660  
**Primary Applicant:** LINDA FREEMAN  
**Issue Date:**  
**Fees:** \$73.00  
**Declared Value:** \$5,000.00  
**Legal Occupany:** Commercial/Industrial  
**Description of Work:** Plumbing permit for...  
**Milestone:** Pre-Issue

**Application Checkstatus**

All Fees must be paid.	Pending
Bounced check(s) must be cleared.	Successful
Contractor License required.	Successful
All Pre-Issue Conditions must be Met.	Successful

**Application Fees**

Description	Fee Amount	Action
Plumbing Permit	\$73.00	In the Cart

[View](#) | [Clone](#)

- Click on Check Out located in the upper right hand corner of the screen.



[CDR Home](#)

[Building Home](#)

**Apply**

- [My Saved Applications](#)
- [Apply](#)

**Permits**

- [My Permits](#)



**Reviews**

- [My Reviews](#)

**Inspections**

- [Lookup/Schedule Inspections](#)

**Fees**

- [My Fees](#)

**Lookup Permit**

- [Permit Number](#)
- [Applicant](#)
- [Address](#)

**Pay Fees**

- Review the selected application(s) to be paid and the amount due.
- Click on "Next" to proceed with payment.
- Otherwise, click "Cancel" to exit.

My Cart		
	Item Description	Amount
<input checked="" type="checkbox"/>	MPE-280010 - Mech Plumb Elec Permit 415 W 6TH ST 501 VANCOUVER WA 98660 Plumbing Permit	\$73.00
<a href="#">Remove Selected Fees</a>		Subtotal: \$73.00

[Cancel](#) [Next](#)



- Check the fee you want to pay by clicking in the box next to the applicable fee (you could have multiple permits showing multiple fees).
- Click Next



[CDR Home](#)

[Building Home](#)

[Apply](#)

[My Saved Applications](#)

[Apply](#)

[Permits](#)

[My Permits](#)

[Reviews](#)

[My Reviews](#)

[Inspections](#)

[Lookup/Schedule Inspections](#)

[Fees](#)

[My Fees](#)

[Lookup Permit](#)

[Permit Number](#)

[Applicant](#)

[Address](#)

**Payment**

- Choose your payment method (eCheck or Credit Card).
- Enter the required payment information.
- Click "Pay".

Subtotal: \$73.00

**Method of Payment (Select one)**

Payment Options **eCheck**

**ECheck Account Information**

Echeck MEMO:

9 Digit Routing Number    Your Account Number    Check Number

Payment Amount: \$73.00

Name of Account Holder\*:

Address\*:

City:

State:

Zip\*:

Country:

Bank Name\*:

Bank Account Type\*:  Checking  Savings

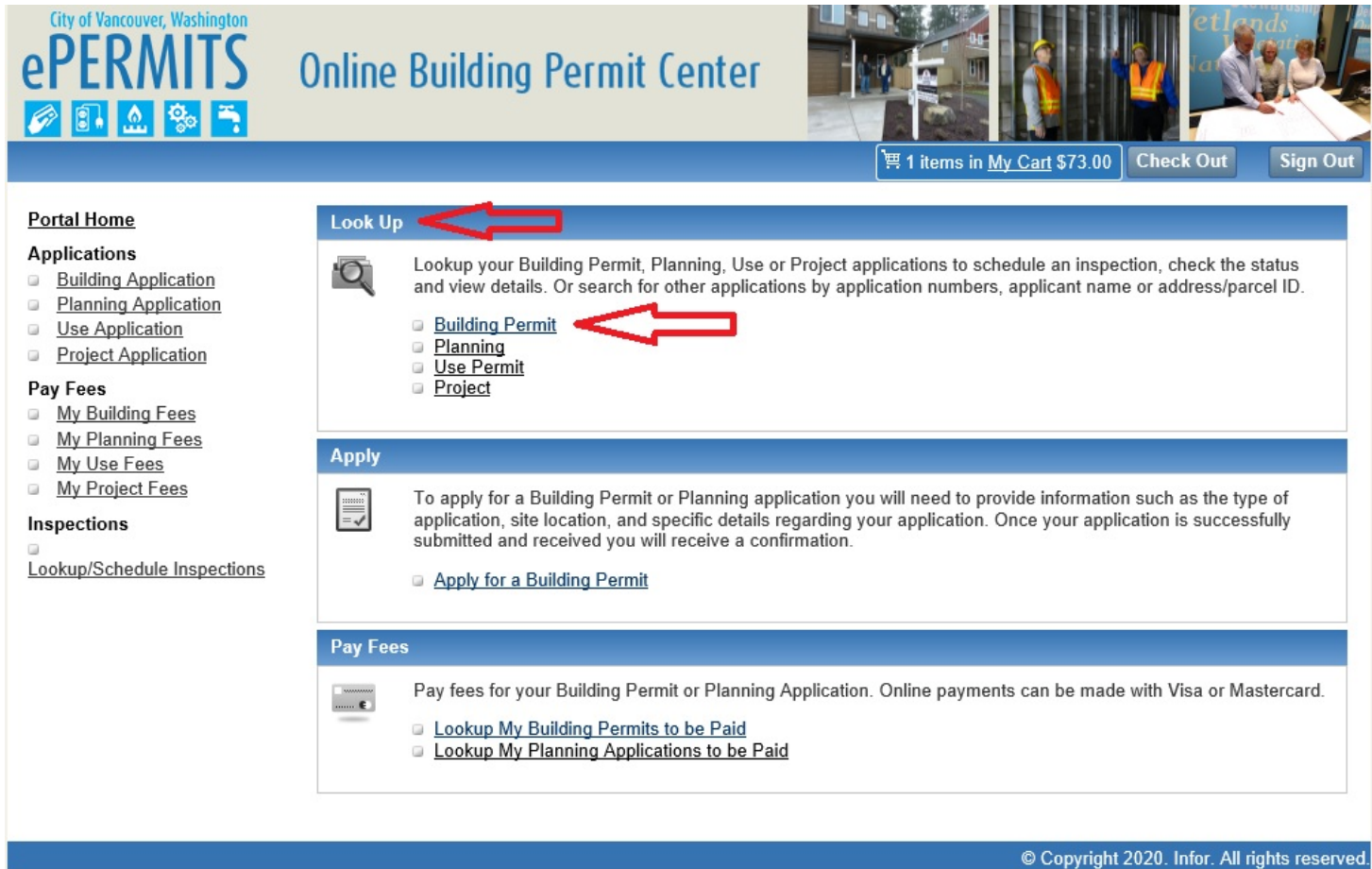
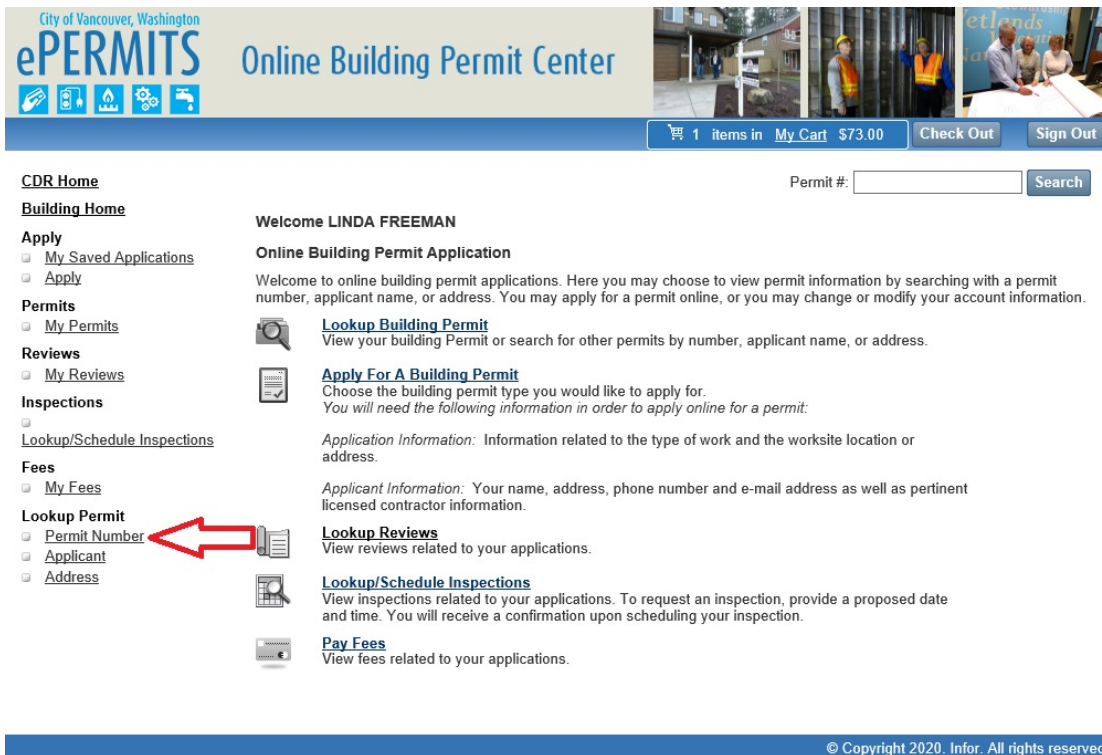
Routing Number\*:

Account Number\*:

By entering my account number above and clicking PAY, I authorize my payment to be processed as an electronic funds transfer or draft drawn from my account. If the payment is returned unpaid, I authorize you or your service provider to collect the payment and my state's return item fee by electronic funds transfer(s) or draft(s) drawn from my account. If this payment is from a corporate account, I make these authorizations as an authorized corporate representative and agree that the entity will be bound by the NACHA operating rules.

- **Payment Options**
  - eCheck
  - Credit Card
- Depending on which type of payment option you choose, fill in the appropriate fields. The example above is for eCheck.
- Click Pay after all fields are complete
- At this point, you will be re-directed away from the City of Vancouver's site to our payment processing site 'Cybersource'. This payment site will process your payment and then notify you when the payment is complete.
- Print your receipt

- To print your permit you will need to click on [Building Permit](#) under the Look Up section on the Home page.

- Click on Permit Number located under Lookup Permit in the lower left corner



- [CDR Home](#)
- [Building Home](#)
- Apply**
  - [My Saved Applications](#)
  - [Apply](#)
- Permits**
  - [My Permits](#)
- Reviews**
  - [My Reviews](#)
- Inspections**
  - [Lookup/Schedule Inspections](#)
- Fees**
  - [My Fees](#)
- Lookup Permit**
  - [Permit Number](#)
  - [Applicant](#)
  - [Address](#)

**Permit Application Lookup**

Here you may choose to search for permit by permit number, applicant, or address. From the search result, you can view permit details, edit, clone, pay, view/request schedule/cancel inspection, view reviews, or print permit.

- 

To search for an application:

- Enter the Application Number.
- Click "Search".

Application #:\*

- Enter the Permit Number in the Application # field and Click Search
- Click on the Print Permit link shown below under the Actions



- [CDR Home](#)
- [Building Home](#)
- Apply**
  - [My Saved Applications](#)
  - [Apply](#)
- Permits**
  - [My Permits](#)
- Reviews**
  - [My Reviews](#)
- Inspections**
  - [Lookup/Schedule Inspections](#)
- Fees**
  - [My Fees](#)
- Lookup Permit**
  - [Permit Number](#)
  - [Applicant](#)
  - [Address](#)

**Permit Application Lookup**

Here you may choose to search for permit by permit number, applicant, or address. From the search result, you can view permit details, edit, clone, pay, view/request schedule/cancel inspection, view reviews, or print permit.

- 

Permit #	Type	Address	Actions
<a href="#">MPE-280010</a>	Mech Plumb Elec Permit	415 W 6TH ST 501 VANCOUVER WA 98660	<a href="#">Summary</a>   <a href="#">Clone</a>   <a href="#">Inspections</a>   <a href="#">Fees</a>   <a href="#">Print Permit</a>

To create a printable report of the search result [Click here](#)





- **Print the Permit and the Inspection Card (page 2) and place on site so it is available for the Inspector to sign off.**
- **PERMIT AND INSPECTION CARD MUST BE AVAILABLE ON SITE UNTIL THE JOB IS COMPLETE**

	<b>PLUMBING PERMIT</b> <b>MPE-280010</b>	Received: 04/07/2020 Issued: 04/07/2020 Expires: 10/04/2020 Final: Milestone: Inspections
	<b>On-line Inspection Scheduling:</b> <b>epermits.cityofvancouver.us</b> <b>Telephone Inspection Scheduling - 360-487-7890</b>	
P.O. Box 1995 Vancouver, WA, 98668-1995 Phone: (360) 487-7800		

PROJECT NAME:  
 PROJECT DESCRIPTION: Dishwasher. Plumbing Permit For...  
 PARCEL: 48620000  
 SITE ADDRESS: 415 W 6TH ST 501 VANCOUVER WA 98660

<b>APPLICANT: LINDA FREEMAN</b> 415 W 6TH ST VANCOUVER WA 98660 (360)487-7905	<b>OWNER: CITY OF VANCOUVER</b> PO BOX 1995 VANCOUVER WA 98668 (360)487-7854
--	---

Contractor:	Phone:	License Type:	License #:	Expire Date:
LINDA FREEMAN	(360)487-7905	ELE	36587*985	8/27/2020

**\*\*\*\*\*BE ADVISED\*\*\*\*\***

- 1) This permit becomes null and void if work is not started, or if work authorized is suspended or abandoned prior to the expiration date noted on this permit.
- 2) In general all work must be inspected prior to concealment, concrete forms to be inspected prior to pouring concrete, and buildings are not to be occupied until inspected and approved by the Building Division.
- 3) The Permittee is responsible for:
  - a. Compliance to applicable codes, ordinances and laws.
  - b. Making sure all Contractors are properly licensed by the State.
  - c. Maintaining the approved construction drawings and permits on-site.
  - d. Scheduling required inspections.
  - e. Providing access to and means for inspection of all work under this permit.
- 4) An on-site erosion control inspection is required by the Erosion Control Specialist for an approval prior to



**COMMUNITY AND ECONOMIC DEVELOPMENT DEPARTMENT**

**JOB SITE COPY**

PLUMBING WORK TYPE PERMIT CARD

**THIS PERMIT CARD AND PLANS ARE REQUIRED TO BE PRESENT ON JOB SITE FOR ALL INSPECTIONS**

ADDRESS: 415 W 6TH ST 501 VANCOUVER WA 98660  
 APPLICATION NUMBER: MPE-280010

**JOB SITE INSPECTION RECORD - APPLICANT SHALL POST ON-SITE**

Work being performed: Dishwasher. Plumbing Permit For...

**AVAILABLE INSPECTIONS FOR THIS PERMIT**

**INSPECTIONS**

	Result	Date	Inspector
PLB400 - Groundwork Plumbing			
PLB410 - Rough Plumbing			
PLB421 - Shower Pan/Bathtub			

**FINAL INSPECTIONS**

	Result	Date	Inspector
PLB495 - Final Plumbing			

NOTES: